

EUROPEAN EXCHANGE REPORT

2024

TABLE OF CONTENTS

INTRODUCTION	1
FULL MEMBERS	2
ATHENS STOCK EXCHANGE	3
BÖRSE STUTTGART	4
BRATISLAVA STOCK EXCHANGE	5
BUCHAREST STOCK EXCHANGE	6
BUDAPEST STOCK EXCHANGE	7
BULGARIAN STOCK EXCHANGE	8
CYPRUS STOCK EXCHANGE	9
DEUTSCHE BÖRSE	10
EURONEXT	11
ICE FUTURES EUROPE	12
LUXEMBOURG STOCK EXCHANGE	13
MALTA STOCK EXCHANGE	14
NASDAQ NORDIC	15
PRAGUE STOCK EXCHANGE	16
SIX	17
VIENNA STOCK EXCHANGE	18
WARSAW STOCK EXCHANGE	19
ZAGREB STOCK EXCHANGE	20
AFFILIATE MEMBER	21
TEL AVIV STOCK EXCHANGE	22



INTRODUCTION

The European Exchange Report (EER) is a direct source of integrated information on Europe's exchange industry. The report includes a one-page statement on the financial and trading figures of each FESE member.

The EER is based on information gathered by the FESE Economics and Statistics Committee in cooperation with the finance and data team of each member.

FULL MEMBERS

Athens Stock Exchange

Name	Athens Stock Exchange	Type	Joint-stock company For profit
Address	110 Athinon Ave, Athens 104 42	Listing venue	Athens Stock Exchange
Phone	+30 210 3366 800		
Fax	+30 210 3366 607	Sectors	Equity markets Derivatives markets Fixed income markets CCPs CSDs IT infrastructure and software Other
Email	info@athexgroup.gr		
Website	www.athexgroup.gr		
Year established	1876		
Year of current legal status	2000		
Country of incorporation	Greece	Number of employees	254
Country of markets managed	Greece		

TRADING FIGURES 2024

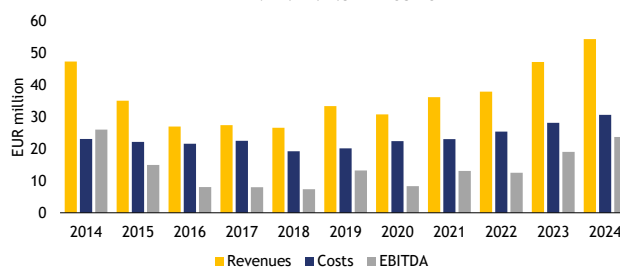
	EQUITY			SECURITISED DERIVATIVES		ETFs		INVESTMENT FUNDS	
	Electronic Order Book	Off-Electronic Order Book	Reporting Transactions	Electronic Order Book	Off-Electronic Order Book	Electronic Order Book	Off-Electronic Order Book	Electronic Order Book	Off-Electronic Order Book
Turnover (EUR m)	25,272	8,976	28,061	0	0	56	0	4	0
Trades	9,274,612	3,936	62,866	0	0	11,089	0	6,576	0
Market capitalisation (EUR m)	82,508			-		-		24	
Total listings	149			0		1		1	
New listings	4			0		0		0	
Investment flows (EUR m)	1,867								

	FIXED INCOME		Notional turnover (EUR m) Contracts traded	DERIVATIVES			
	Electronic Order Book	Off-Electronic Order Book		Stock/Index Options and Futures	Bond Options and Futures	Commodity Derivatives	Foreign Exchange Derivatives
Turnover (EUR m)	317	44		6,332	0	//	//
Trades	47,297	59		9,191,362	0	//	//
Total listings	69						
New listings	2						
Money raised (EUR m)	330						

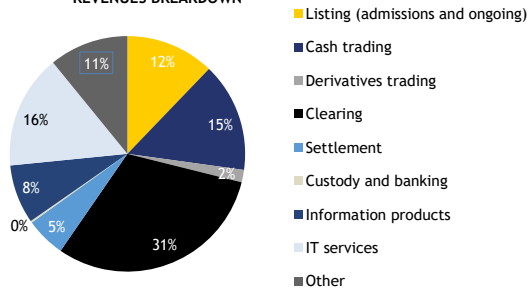
FINANCIAL FIGURES 2024

	Main financial results (EUR m)
Revenues	54.3
Costs	30.6
EBITDA	23.7
EBIT	19.5
Net income	17.3

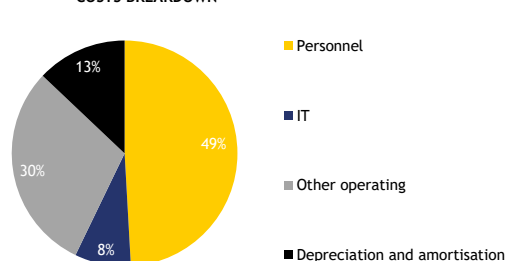
MAIN FINANCIAL RESULTS



REVENUES BREAKDOWN



COSTS BREAKDOWN



Footnotes:

Financial figures are in compliance with IAS.

The "Other" revenue category includes member subscriptions.

Bratislava Stock Exchange

Name	Bratislava Stock Exchange	Type	Joint-stock company For profit Not listed
Address	Vysoká 17, Bratislava 811 06	Listing venue	
Phone	02/49236102		
Fax		Sectors	Equity markets
Email	oma@bsse.sk		Fixed income markets
Website	www.bsse.sk		
Year established	1991		
Year of current legal status	1991		
Country of incorporation	Slovakia	Number of employees	16
Country of markets managed	Slovakia		

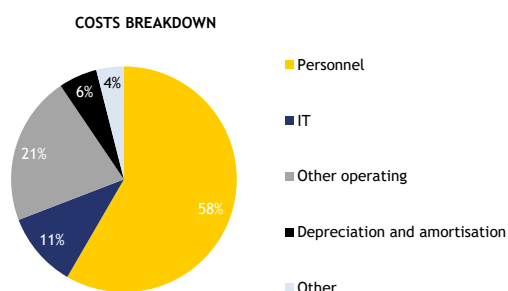
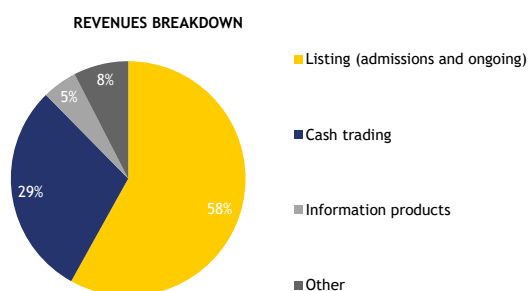
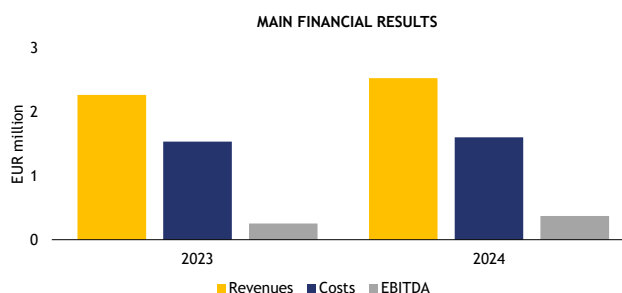
TRADING FIGURES 2024

	EQUITY			SECURITISED DERIVATIVES		ETFs		INVESTMENT FUNDS	
	Electronic Order Book	Off-Electronic Order Book	Reporting Transactions	Electronic Order Book	Off-Electronic Order Book	Electronic Order Book	Off-Electronic Order Book	Electronic Order Book	Off-Electronic Order Book
Turnover (EUR m)	3	0.02	0	//	//	//	//	0.3	0
Trades	790	1	0	//	//	//	//	6	0
Market capitalisation (EUR m)	2,236			-		-		49	
Total listings	31			//		//		1	
New listings	2			//		//		0	
Investment flows (EUR m)	0								

	FIXED INCOME		Notional turnover (EUR m) Contracts traded	DERIVATIVES			
	Electronic Order Book	Off-Electronic Order Book		Stock/Index Options and Futures	Bond Options and Futures	Commodity Derivatives	Foreign Exchange Derivatives
Turnover (EUR m)	431	0		//	//	0	0
Trades	7,337	0		//	//	0	0
Total listings	210						
New listings	41						
Money raised (EUR m)	15,738						

FINANCIAL FIGURES 2024

	Main financial results (EUR m)
Revenues	2.5
Costs	1.6
EBITDA	0.4
EBIT	0.3
Net income	0.9



Footnotes:
Financial figures are in compliance with IAS.

Bucharest Stock Exchange

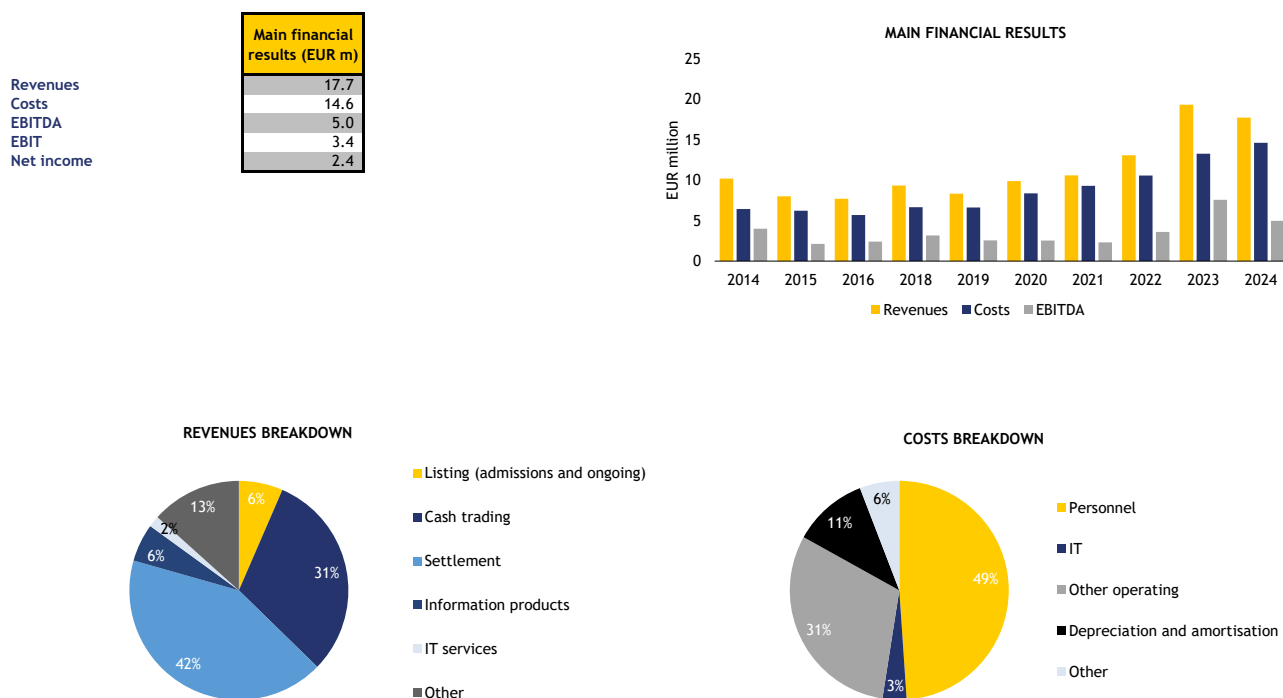
Name	Bucharest Stock Exchange	Type	Joint-stock company For profit
Address	4-8 Nicolae Titulescu Avenue, 1st floor, East Wing, district 1, America House Building, 011141 Bucharest, Romania	Listing venue	Bucharest Stock Exchange
Phone	0040 21 307 95 00	SECTORS	Equity markets Fixed income markets CCPs CSDs Other IT infrastructure and software
Fax			
Email	bvb@bvb.ro		
Website	www.bvb.ro		
Year established	1995		
Year of current legal status	2005		
Country of incorporation	Romania	Number of employees	114
Country of markets managed	Romania		

TRADING FIGURES 2024

	EQUITY			SECURITISED DERIVATIVES		ETFs		INVESTMENT FUNDS	
	Electronic Order Book	Off-Electronic Order Book	Reporting Transactions	Electronic Order Book	Off-Electronic Order Book	Electronic Order Book	Off-Electronic Order Book	Electronic Order Book	Off-Electronic Order Book
Turnover (EUR m)	2,959	209	664	122	0	84	0	1	0
Trades	1,865,715	168	4,919	126,774	0	189,422	0	175	0
Market capitalisation (EUR m)	45,495			-		-		11	
Total listings	86			237		2		2	
New listings	3			116		0		0	
Investment flows (EUR m)	n/a								

	FIXED INCOME			DERIVATIVES			
	Electronic Order Book	Off-Electronic Order Book		Stock/Index Options and Futures	Bond Options and Futures	Commodity Derivatives	Foreign Exchange Derivatives
Turnover (EUR m)	212	9	Notional turnover (EUR m) Contracts traded	//	//	//	n/a
Trades	75,318	6		//	//	//	n/a
Total listings	131						
New listings	0						
Money raised (EUR m)	0						

FINANCIAL FIGURES 2024



Footnotes:
Financial figures are in compliance with IFRS.

Budapest Stock Exchange

Name	Budapest Stock Exchange	Type	Joint-stock company For profit
Address	Krisztina körút 55., Budapest, 1013 Hungary	Listing venue	Budapest Stock Exchange
Phone	+36 20 429 6702		
Fax	+36 1 429 6800	Sectors	Equity markets Derivatives markets Fixed income markets CCPs CSDs IT infrastructure and software
Email	info@bse.hu		
Website	www.bse.hu		
Year established	1990		
Year of current legal status	2002		
Country of incorporation	Hungary	Number of employees	61
Country of markets managed	Hungary		

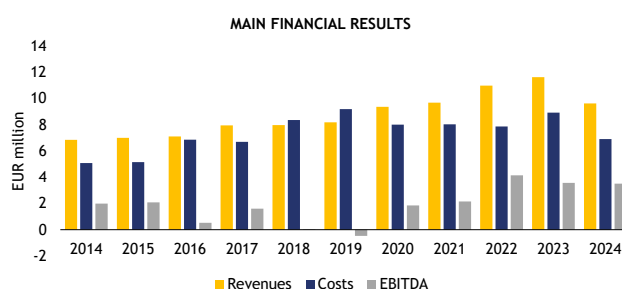
TRADING FIGURES 2024

	EQUITY			SECURITISED DERIVATIVES		ETFs		INVESTMENT FUNDS	
	Electronic Order Book	Off-Electronic Order Book	Reporting Transactions	Electronic Order Book	Off-Electronic Order Book	Electronic Order Book	Off-Electronic Order Book	Electronic Order Book	Off-Electronic Order Book
Turnover (EUR m)	7,302	133	1,651	296	//	35	0	2	0
Trades	1,435,167	68	767	187,980	//	4,135	0	1,353	0
Market capitalisation (EUR m)	39,894			-		-		45	
Total listings	69			302		2		5	
New listings	3			226		1		1	
Investment flows (EUR m)	692								

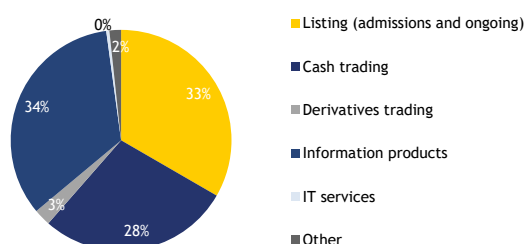
	FIXED INCOME			DERIVATIVES			
	Electronic Order Book	Off-Electronic Order Book		Stock/Index Options and Futures	Bond Options and Futures	Commodity Derivatives	Foreign Exchange Derivatives
Turnover (EUR m)	1	0	Notional turnover (EUR m) Contracts traded	719	//	13	5,456
Trades	122	0		173,917	//	751	5,485,321
Total listings	424						
New listings	122						
Money raised (EUR m)	5,003						

FINANCIAL FIGURES 2024

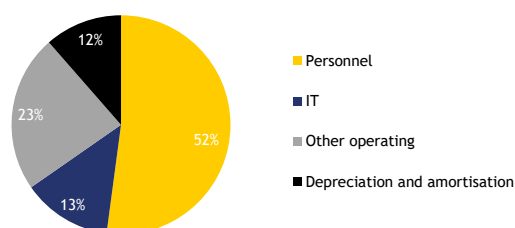
	Main financial results (EUR m)
Revenues	9.6
Costs	6.9
EBITDA	3.5
EBIT	2.7
Net income	14.8



REVENUES BREAKDOWN



COSTS BREAKDOWN



Footnotes:

Financial figures are in compliance with Hungarian GAAP. The 2022, 2023 and 2024 financial figures are in compliance with IFRS. The "Other" revenue category includes sponsorship fee, brokerage commission.

Bulgarian Stock Exchange

Name	Bulgarian Stock Exchange	Type	Joint-stock company For profit
Address	6 Tri ushi Str	Listing venue	Bulgarian Stock Exchange
Phone	00359 2 937 09 34		
Fax		Sectors	Equity markets Fixed income markets IT infrastructure and software Other
Email	bse@bse-sofia.bg		
Website	www.bse-sofia.bg		
Year established	1991		
Year of current legal status	1991		
Country of incorporation	Bulgaria		
Country of markets managed	Bulgaria	Number of employees	65

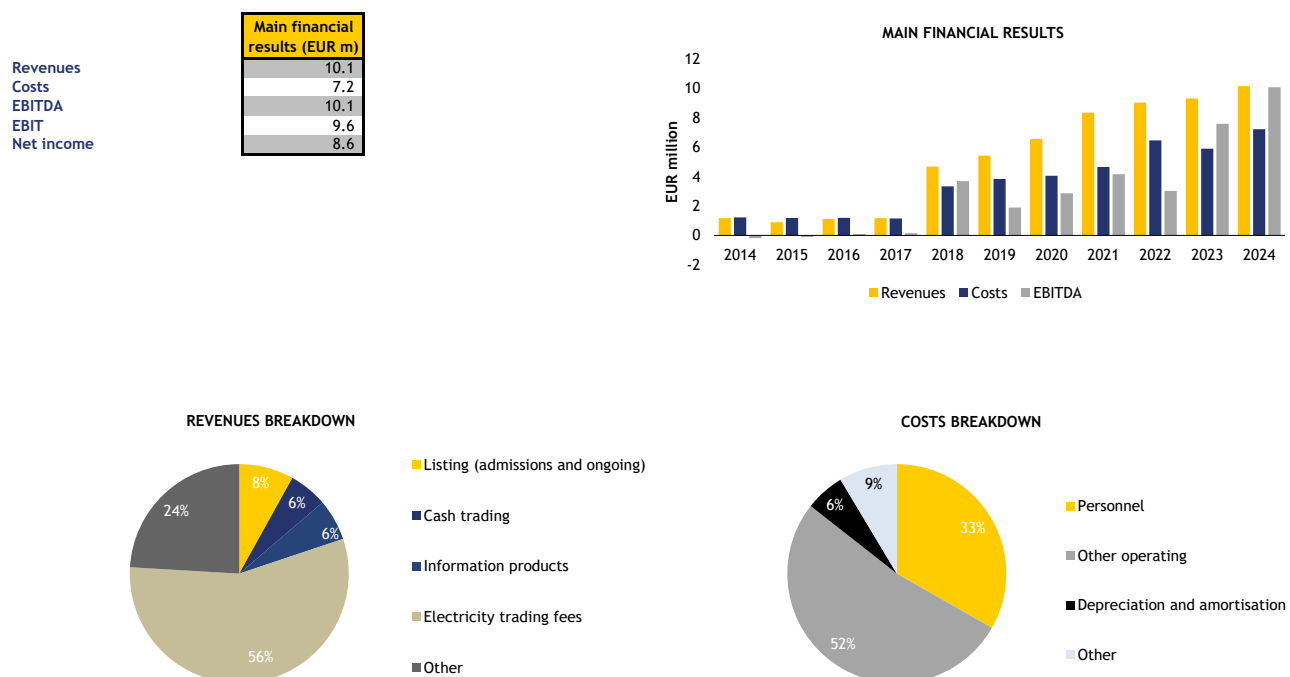
TRADING FIGURES 2024

	EQUITY			SECURITISED DERIVATIVES		ETFs		INVESTMENT FUNDS	
	Electronic Order Book	Off-Electronic Order Book	Reporting Transactions	Electronic Order Book	Off-Electronic Order Book	Electronic Order Book	Off-Electronic Order Book	Electronic Order Book	Off-Electronic Order Book
Turnover (EUR m)	237	//	//	63	//	5	//	8	//
Trades	72,012	//	//	249	//	683	//	166	//
Market capitalisation (EUR m)	8,932			-		-		9	
Total listings	253			6		34		5	
New listings	7			3		8		0	
Investment flows (EUR m)	100								

	FIXED INCOME		
	Electronic Order Book	Off-Electronic Order Book	
Turnover (EUR m)	174	//	Notional turnover (EUR m) Contracts traded
Trades	578	//	
Total listings	133		
New listings	39		
Money raised (EUR m)	1,264		

DERIVATIVES			
Stock/Index Options and Futures	Bond Options and Futures	Commodity Derivatives	Foreign Exchange Derivatives
//	//	//	//
//	//	//	//

FINANCIAL FIGURES 2024



Footnotes:
Financial figures are in compliance with IFRS.

Cyprus Stock Exchange

Name	Cyprus Stock Exchange	Type	Public sector entity
Address	P.O. BOX 25427 1309 NICOSIA	Listing venue	Not for profit
Phone	00357-22712300		Not listed
Fax	00357-22570308	Sectors	Equity markets
Email	info@cse.com.cy		Fixed income markets
Website	www.cse.com.cy		CSDs
			IT infrastructure and software
Year established	1993		
Year of current legal status	1996		
Country of incorporation	Cyprus	Number of employees	60
Country of markets managed	Cyprus		

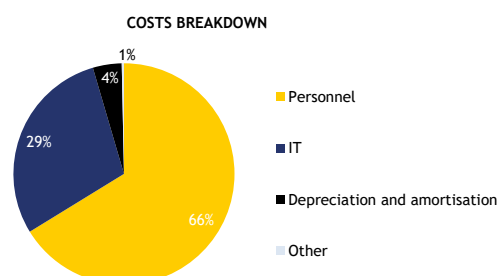
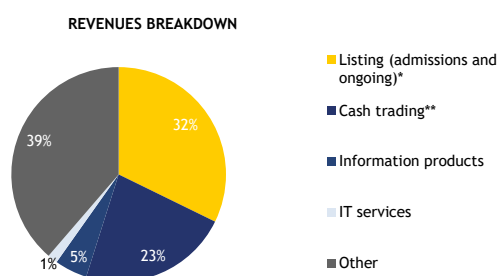
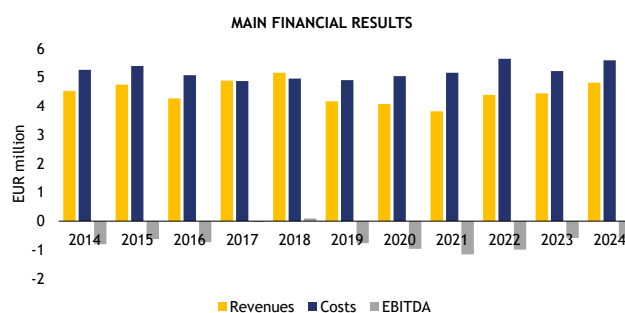
TRADING FIGURES 2024

	EQUITY			SECURITISED DERIVATIVES		ETFs		INVESTMENT FUNDS	
	Electronic Order Book	Off-Electronic Order Book	Reporting Transactions	Electronic Order Book	Off-Electronic Order Book	Electronic Order Book	Off-Electronic Order Book	Electronic Order Book	Off-Electronic Order Book
Turnover (EUR m)	160	179	0	//	//	//	//	61	n/a
Trades	42,111	130	0	//	//	//	//	5,610	n/a
Market capitalisation (EUR m)	11,398			-		-		358	
Total listings	104			//		//		9	
New listings	n/a			//		//		n/a	
Investment flows (EUR m)	0								

	FIXED INCOME		Notional turnover (EUR m) Contracts traded	DERIVATIVES			
	Electronic Order Book	Off-Electronic Order Book		Stock/Index Options and Futures	Bond Options and Futures	Commodity Derivatives	Foreign Exchange Derivatives
Turnover (EUR m)	2	1		//	//	//	//
Trades	451	2		//	//	//	//
Total listings	28						
New listings	25						
Money raised (EUR m)	11,859						

FINANCIAL FIGURES 2024

Main financial results (EUR m)	
Revenues	4.8
Costs	5.6
EBITDA	- 0.6
EBIT	- 0.8
Net income	- 0.8



Footnotes:

*Listing includes deposits for issuers

**Cash trading includes clearing & settlement fees for members

Financial figures are in compliance with IFRS.

Deutsche Börse

Name	Deutsche Börse AG	Type	Joint-stock company
Address	Mergenthalerallee 61, 65760 Eschborn, Germany	Listing venue	For profit
Phone	+49-(0) 69-2 11-0		Frankfurt Stock Exchange
Fax	+49-(0) 69-2 11-1 20 05	Sectors	Equity markets
Email	info@deutsche-boerse.com		Derivatives markets
Website	www.deutsche-boerse.com		Fixed income markets
			CCPs
Year established	1585		CSDs
Year of current legal status	1992		IT infrastructure and software
			Other
Country of incorporation	Germany	Number of employees	15,495
Country of markets managed	Europe, US, Asia, Australia		

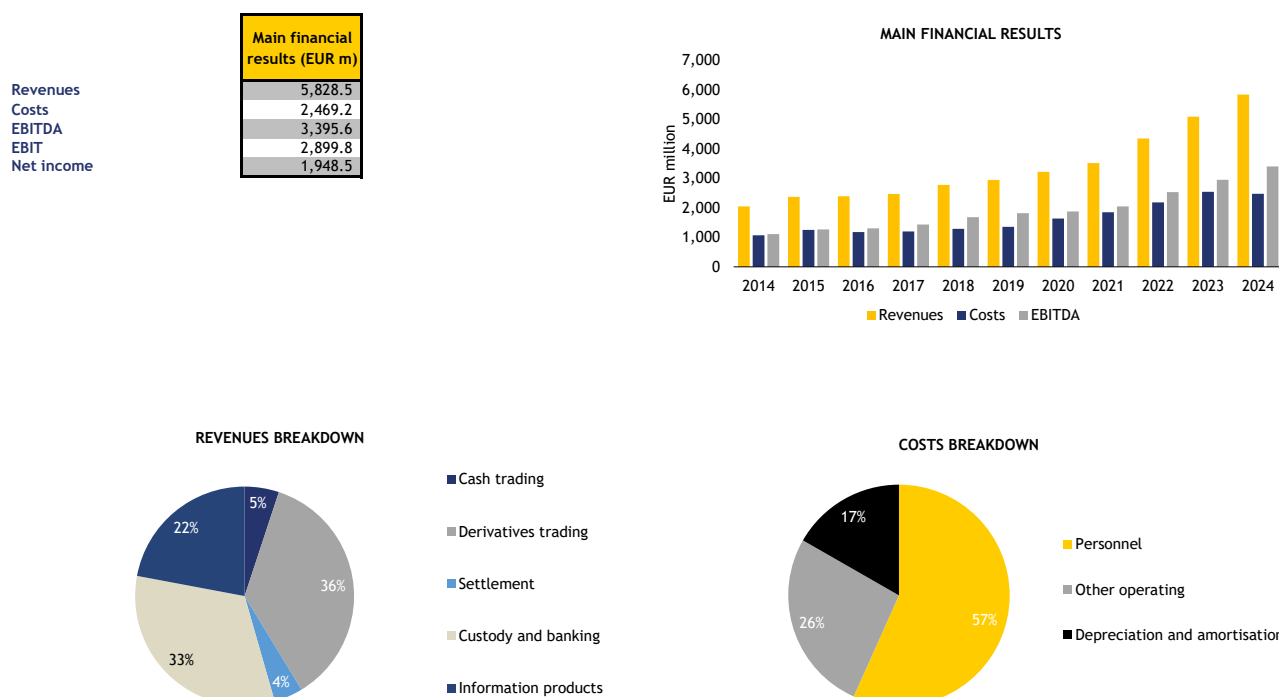
TRADING FIGURES 2024

	EQUITY			SECURITISED DERIVATIVES		ETFs		INVESTMENT FUNDS	
	Electronic Order Book	Off-Electronic Order Book	Reporting Transactions	Electronic Order Book	Off-Electronic Order Book	Electronic Order Book	Off-Electronic Order Book	Electronic Order Book	Off-Electronic Order Book
Turnover (EUR m)	1,056,116	61,844	n/a	12,055	n/a	214,645	11,609	593	944
Trades	78,847,490	1,487,378	n/a	1,505,707	n/a	16,057,019	401,615	59,764	18,713
Market capitalisation (EUR m)	2,132,151			-		-		n/a	
Total listings	477			1,346,841		2,214		2,344	
New listings	8			3,629,197		234		111	
Investment flows (EUR m)	2,413								

	FIXED INCOME		
	Electronic Order Book	Off-Electronic Order Book	
Turnover (EUR m)	9,613	578	Notional turnover (EUR m) Contracts traded
Trades	214,030	10,866	
Total listings	35,308		
New listings	3,993		
Money raised (EUR m)	n/a		

DERIVATIVES			
Stock/Index Options and Futures	Bond Options and Futures	Commodity Derivatives	Foreign Exchange Derivatives
39,335,146	123,770,833	905,538	118,298
1,097,177,537	972,065,554	28,739,502	2,920,720

FINANCIAL FIGURES 2024



Footnotes:
Financial figures are in compliance with IFRS.

Name	Euronext N.V.	Type	Joint-stock company
Address	Beursplein 5, 1012 JW, Amsterdam, NL	Listing venue	For profit
Phone	0031 207214208		Euronext N.V.
Fax		Sectors	Equity markets
Email	saal@euronext.com		Derivatives markets
Website	www.euronext.com		Fixed income markets
			CCPs
Year established	2014		CSDs
Year of current legal status	2014		IT infrastructure and software
			Other
Country of incorporation	The Netherlands	Number of employees	2,518
Country of markets managed	Belgium, France, Netherlands, Portugal, United Kingdom, United States, Ireland, Sweden, Hong Kong, Norway, Italy		

TRADING FIGURES 2024

	EQUITY			SECURITISED DERIVATIVES		ETFs		INVESTMENT FUNDS	
	Electronic Order Book	Off-Electronic Order Book	Reporting Transactions	Electronic Order Book	Off-Electronic Order Book	Electronic Order Book	Off-Electronic Order Book	Electronic Order Book	Off-Electronic Order Book
Turnover (EUR m)	2,382,467	59,596	n/a	35,106	n/a	179,811	1,359	5,343	n/a
Trades	277,947,262	183,154	n/a	4,595,034	n/a	18,995,815	2,950	124,256	n/a
Market capitalisation (EUR m)	6,052,738			-		-		-	
Total listings	1,812			n/a		4,018		2,319	
New listings	53			407,222		500		72	
Investment flows (EUR m)	19,650								

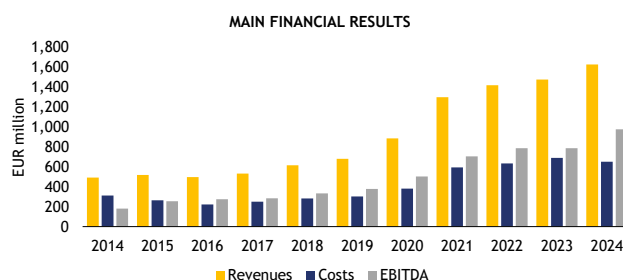
	FIXED INCOME		
	Electronic Order Book	Off-Electronic Order Book	
Turnover (EUR m)	283,380	198,012	
Trades	7,573,814	1,107,530	
Total listings	57,302		
New listings	15,170		
Money raised (EUR m)	n/a		

DERIVATIVES			
Stock/Index Options and Futures	Bond Options and Futures	Commodity Derivatives	Foreign Exchange Derivatives
5,123,537	//	405,848	//
128,897,410	//	29,774,588	//

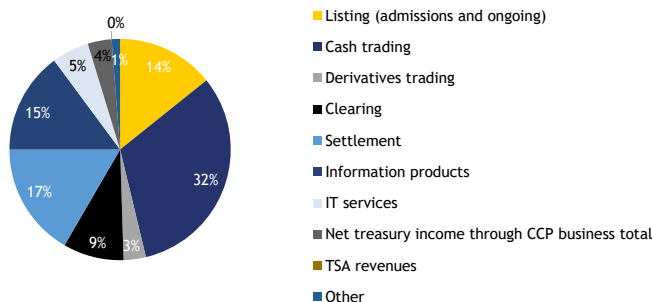
Notional turnover (EUR m)
Contracts traded

FINANCIAL FIGURES 2024

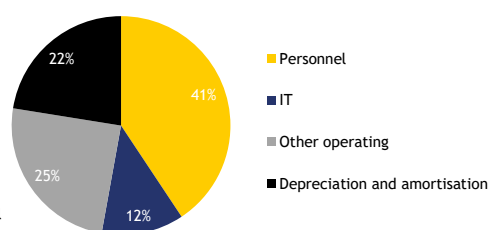
	Main financial results (EUR m)
Revenues	1,626.9
Costs	651.3
EBITDA	975.6
EBIT	786.9
Net Income	563.4



REVENUES BREAKDOWN



COSTS BREAKDOWN



Footnotes:
Financial figures are in compliance with IFRS.

ICE Futures Europe

Name	ICE Futures Europe	Type	Unlimited company For profit
Address	4th Floor, Sancroft, Rose Street, Paternoster Square, London EC4M	Listing venue	Intercontinental Exchange, Inc. on NYSE
Phone	7DQ		
Fax	0207 012 8772	Sectors	Derivatives markets Other
Email	Tom.Norman@ice.com		
Website	www.theice.com		
Year established	1980		
Year of current legal status	2005		
Country of incorporation	United Kingdom		
Country of markets managed	United Kingdom	Number of employees	204

TRADING FIGURES 2024

	EQUITY			SECURITISED DERIVATIVES		ETFs		INVESTMENT FUNDS	
	Electronic Order Book	Off-Electronic Order Book	Reporting Transactions	Electronic Order Book	Off-Electronic Order Book	Electronic Order Book	Off-Electronic Order Book	Electronic Order Book	Off-Electronic Order Book
Turnover (EUR m)	//	//	//	//	//	//	//	//	//
Trades	//	//	//	//	//	//	//	//	//
Market capitalisation (EUR m)		//		-		-		//	
Total listings		//		//		//		//	
New listings		//		//		//		//	
Investment flows (EUR m)		//							

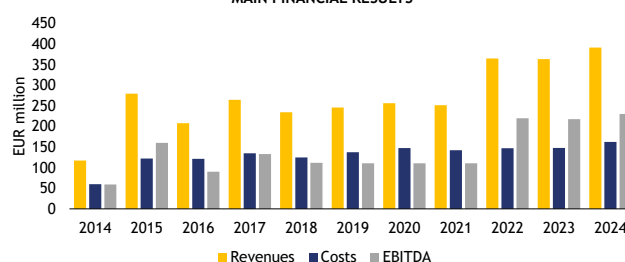
FIXED INCOME			DERIVATIVES			
Electronic Order Book	Off-Electronic Order Book		Stock/Index Options and Futures	Bond Options and Futures	Commodity Derivatives	Foreign Exchange Derivatives
Turnover (EUR m)	//	//	3,834,364	476,083,829	40,599,153	//
Trades	//	//	59,847,268	539,429,185	675,433,221	//
Total listings	//					
New listings	//					
Money raised (EUR m)	//					

Notional turnover (EUR m)
Contracts traded

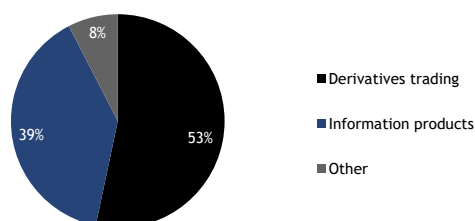
FINANCIAL FIGURES 2024

	Main financial results (EUR m)
Revenues	391.1
Costs	162.2
EBITDA	230.1
EBIT	228.8
Net income	179.1

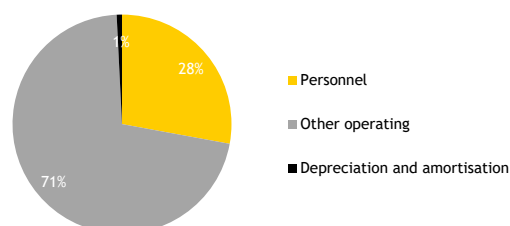
MAIN FINANCIAL RESULTS



REVENUES BREAKDOWN



COSTS BREAKDOWN



Footnotes:
Financial figures are in compliance with UK GAAP.

Luxembourg Stock Exchange

Name	Luxembourg Stock Exchange	Type	Joint-stock company
Address	35A Boulevard Joseph II L-1840 Luxembourg	Listing venue	For profit
Phone	+352 47 79 36 270		Not listed
Fax		Sectors	Equity markets
Email	philippe.rezette@luxse.com		Fixed income markets
Website	www.luxse.com		IT infrastructure and software
Year established	1927		
Year of current legal status	1928		
Country of incorporation	Luxembourg	Number of employees	146
Country of markets managed	Luxembourg		

TRADING FIGURES 2024

	EQUITY			SECURITISED DERIVATIVES		ETFs		INVESTMENT FUNDS	
	Electronic Order Book	Off-Electronic Order Book	Reporting Transactions	Electronic Order Book	Off-Electronic Order Book	Electronic Order Book	Off-Electronic Order Book	Electronic Order Book	Off-Electronic Order Book
Turnover (EUR m)	42	//	//	//	//	0	//	0	//
Trades	7,530	//	//	//	//	0	//	0	//
Market capitalisation (EUR m)		43,662		-		-		n/a	
Total listings		115		//		107		3,081	
New listings		7		//		1		124	
Investment flows (EUR m)		1,776							

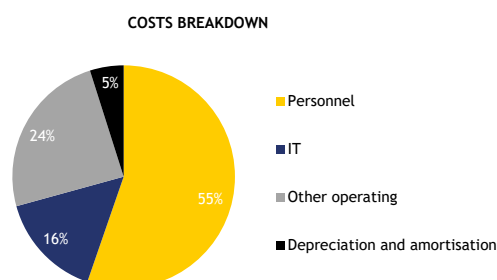
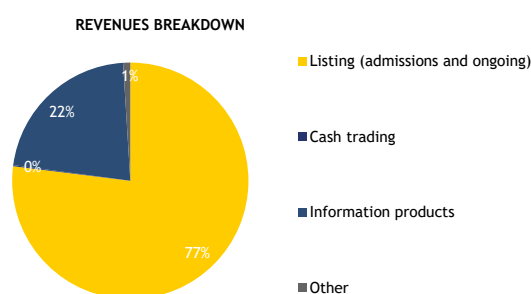
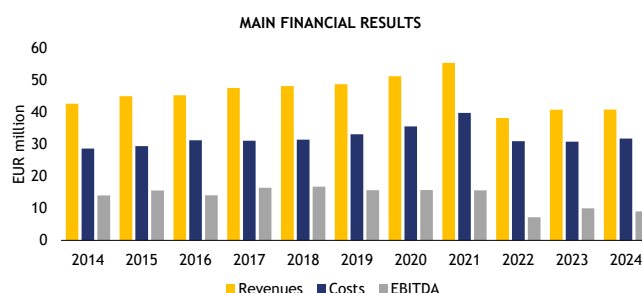
	FIXED INCOME	
	Electronic Order Book	Off-Electronic Order Book
Turnover (EUR m)	133	//
Trades	5,203	//
Total listings	41,442	
New listings	14,966	
Money raised (EUR m)	1,474,027	

Notional turnover (EUR m)
Contracts traded

DERIVATIVES			
Stock/Index Options and Futures	Bond Options and Futures	Commodity Derivatives	Foreign Exchange Derivatives
//	//	//	//
//	//	//	//

FINANCIAL FIGURES 2024

	Main financial results (EUR m)
Revenues	40.8
Costs	31.8
EBITDA	9.0
EBIT	7.4
Net income	8.1



Footnotes:

Financial figures are in compliance with Luxembourg GAAP.

The "Other" revenue category includes trading membership, securities oppositions services.

Former affiliated undertaking Fundsquare S.A. has been sold to FE Fundinfo and its accounts are no longer reflected since the 2022 figures.

Malta Stock Exchange

Name	Malta Stock Exchange	Type	Public sector entity
Address	Garrison Chapel Castille Place Valetta VLT 1063	Listing venue	For profit
Phone	+356 21244051		Not listed
Fax		Sectors	Equity markets
Email	borza@borzamalta.com.mt		Fixed income markets
Website	www.borzamalta.com.mt		CSDs
Year established	1990		
Year of current legal status	2007		
Country of incorporation	Malta		
Country of markets managed	Malta	Number of employees	52

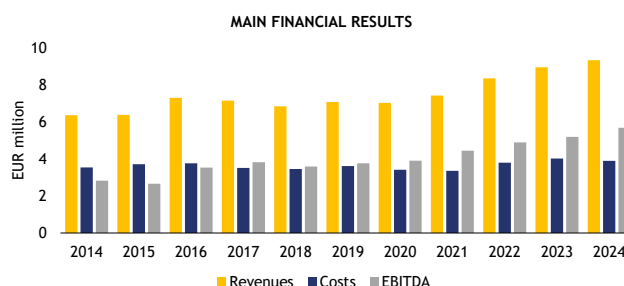
TRADING FIGURES 2024

	EQUITY			SECURITISED DERIVATIVES		ETFs		INVESTMENT FUNDS	
	Electronic Order Book	Off-Electronic Order Book	Reporting Transactions	Electronic Order Book	Off-Electronic Order Book	Electronic Order Book	Off-Electronic Order Book	Electronic Order Book	Off-Electronic Order Book
Turnover (EUR m)	56	n/a	n/a	//	//	1.5	//	//	//
Trades	8,056	n/a	n/a	//	//	3	//	//	//
Market capitalisation (EUR m)		4,472		-		-		//	
Total listings		34		//		1		//	
New listings		0		//		0		//	
Investment flows (EUR m)		0							

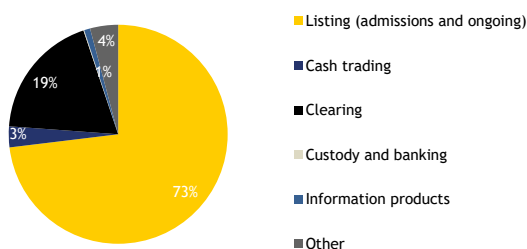
	FIXED INCOME			DERIVATIVES			
	Electronic Order Book	Off-Electronic Order Book		Stock/Index Options and Futures	Bond Options and Futures	Commodity Derivatives	Foreign Exchange Derivatives
Turnover (EUR m)	310	n/a	Notional turnover (EUR m) Contracts traded	//	//	//	//
Trades	16,454	n/a		//	//	//	//
Total listings	233						
New listings	124						
Money raised (EUR m)	2,772						

FINANCIAL FIGURES 2024

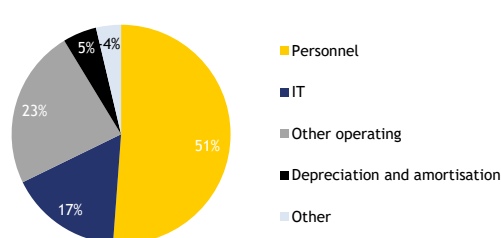
	Main financial results (EUR m)
Revenues	9.3
Costs	3.9
EBITDA	5.7
EBIT	5.5
Net income	4.0



REVENUES BREAKDOWN



COSTS BREAKDOWN



Footnotes:
Financial figures are in compliance with IFRS.

Nasdaq Nordic

Name	Nasdaq Nordic Ltd	Type	Joint-stock company
Address	P.O.Box 361, FI-00131 Helsinki	Listing venue	For profit
Phone	358442443935		Nasdaq Nordic Ltd
Fax		Sectors	Equity markets
Email	tina.tran@nasdaq.com		Derivatives markets
Website	www.nasdaqomx.com		Fixed income markets
Year established	1997		CCPs
Year of current legal status	1997		CSDs
			IT infrastructure and software
Country of incorporation	Finland	Number of employees	440
Country of markets managed	Sweden, Finland, Denmark, Estonia, Latvia, Lithuania, Iceland, Norway		

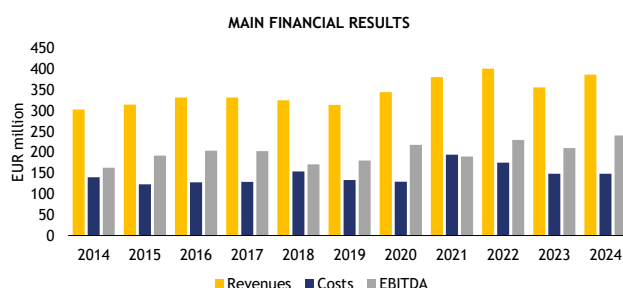
TRADING FIGURES 2024

	EQUITY			SECURITISED DERIVATIVES		ETFs		INVESTMENT FUNDS	
	Electronic Order Book	Off-Electronic Order Book	Reporting Transactions	Electronic Order Book	Off-Electronic Order Book	Electronic Order Book	Off-Electronic Order Book	Electronic Order Book	Off-Electronic Order Book
Turnover (EUR m)	685,844	52,996	9,492	14,560	9	6,642	2,068	11,652	4,770
Trades	156,788,478	4,458,120	1,014,229	7,232,939	5	710,400	7,659	1,292,864	112,265
Market capitalisation (EUR m)	1,868,797							72,797	
Total listings	1,178			22,438		16		481	
New listings	32			47,016		0		27	
Investment flows (EUR m)	15,549								

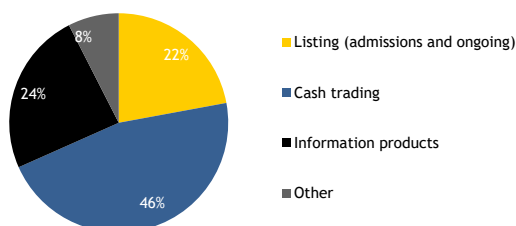
	FIXED INCOME			DERIVATIVES			
	Electronic Order Book	Off-Electronic Order Book		Stock/Index Options and Futures	Bond Options and Futures	Commodity Derivatives	Foreign Exchange Derivatives
Turnover (EUR m)	37,241	7,111	Notional turnover (EUR m) Contracts traded	853,536	900,241	//	n/a
Trades	604,628	7,542		58,711,950	10,777,859	//	n/a
Total listings	5,817						
New listings	1,575						
Money raised (EUR m)	94,888						

FINANCIAL FIGURES 2024

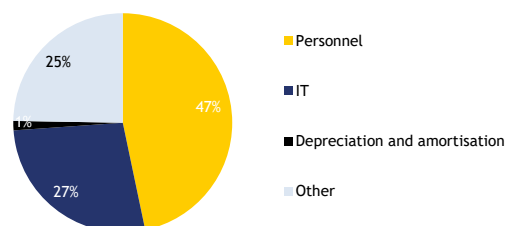
	Main financial results (EUR m)
Revenues	387.1
Costs	148.4
EBITDA	240.7
EBIT	238.6
Net income	190.9



REVENUES BREAKDOWN



COSTS BREAKDOWN



Footnotes:

2021 Nasdaq Spot AB merger; 2013 NASDAQ Stockholm AB; 2013 NASDAQ Clearing AB; 2012 NOS Clearing ASA; 2011 NASDAQ Oslo ASA Merger; 2009 Nord Pool Clearing AS merger; 2006 Iceland Stock Exchange merger; 2005 Copenhagen Stock Exchange merger; 2004 Stockholm Stock Exchange merger.

Prague Stock Exchange

Name	Prague Stock Exchange	Type	Joint-stock company For profit Not listed
Address	Rybná 14, 110 05, Prague 1, Czech Republic	Listing venue	
Phone	+420 221 832 821		
Fax		Sectors	Equity markets Derivatives markets Fixed income markets CCPs CSDs
Email	stembera@pse.cz ; fodorova@pse.cz		
Website	www.pse.cz		
Year established	1993		
Year of current legal status	1993		
Country of incorporation	Czech Republic	Number of employees	78
Country of markets managed	Czech Republic		

TRADING FIGURES 2024

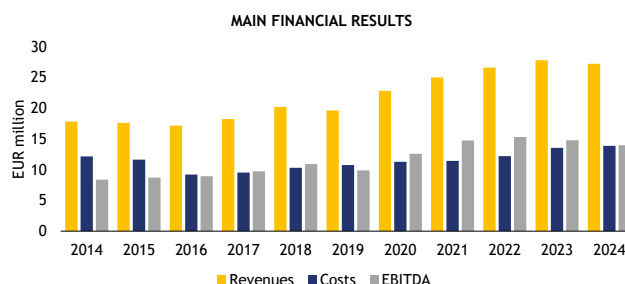
	EQUITY			SECURITISED DERIVATIVES		ETFs		INVESTMENT FUNDS	
	Electronic Order Book	Off-Electronic Order Book	Reporting Transactions	Electronic Order Book	Off-Electronic Order Book	Electronic Order Book	Off-Electronic Order Book	Electronic Order Book	Off-Electronic Order Book
Turnover (EUR m)	4,291	//	//	17	//	0	//	878	//
Trades	863,175	//	//	7,953	//	0	//	8,267	//
Market capitalisation (EUR m)	33,179			-		-		4,271	
Total listings	30			117		0		39	
New listings	0			54		0		2	
Investment flows (EUR m)	45								

	FIXED INCOME		
	Electronic Order Book	Off-Electronic Order Book	
Turnover (EUR m)	421	//	Notional turnover (EUR m) Contracts traded
Trades	8,797	//	
Total listings	130		
New listings	29		
Money raised (EUR m)	15,906		

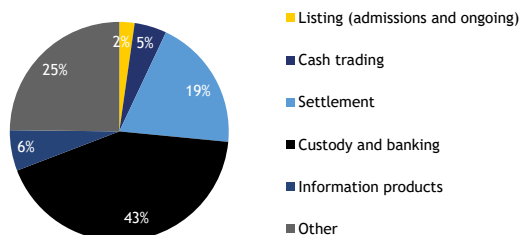
DERIVATIVES			
Stock/Index Options and Futures	Bond Options and Futures	Commodity Derivatives	Foreign Exchange Derivatives
//	//	//	//
//	//	//	//

FINANCIAL FIGURES 2024

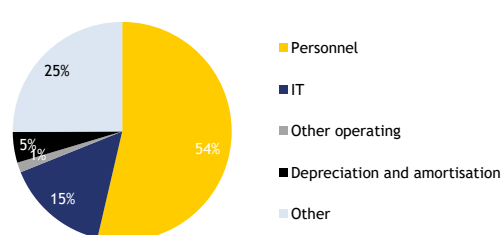
	Main financial results (EUR m)
Revenues	27.2
Costs	13.9
EBITDA	14.0
EBIT	13.3
Net income	11.5



REVENUES BREAKDOWN



COSTS BREAKDOWN



Footnotes:
Financial figures are in compliance with IFRS.
The "Other" revenue category includes CSD: issuers.

Name	SIX	Type	Joint-stock company For profit Not listed
Address	Pfingstweidstrasse 110. 8005 Zürich	Listing venue	
Phone	41583992111		
Fax	41584995455	Sectors	Equity markets Derivatives markets Fixed income markets CCPs CSDs IT infrastructure and software Other
Email	statistics@six-group.com		
Website	https://www.six-group.com/		
Year established	1993		
Year of current legal status	2008		
Country of incorporation	Switzerland	Number of employees	4,431
Country of markets managed	Switzerland, Spain		

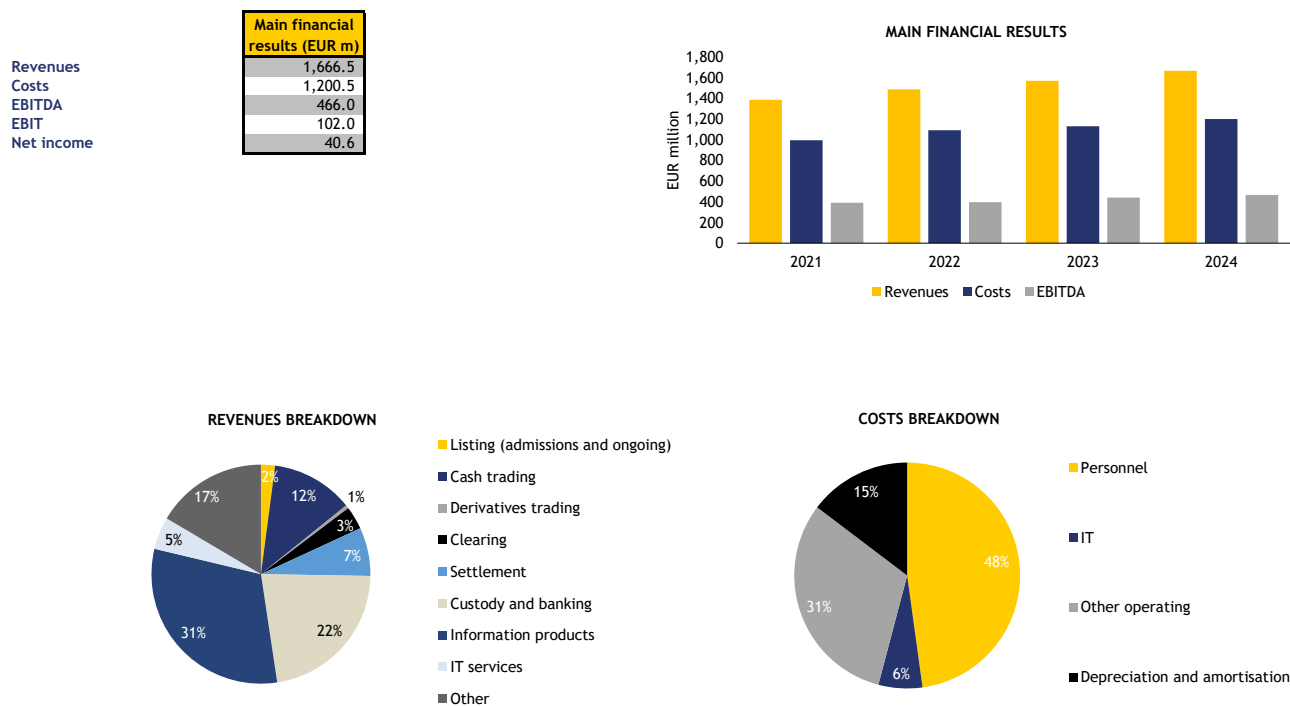
TRADING FIGURES 2024

	EQUITY			SECURITISED DERIVATIVES		ETFs		INVESTMENT FUNDS	
	Electronic Order Book	Off-Electronic Order Book	Reporting Transactions	Electronic Order Book	Off-Electronic Order Book	Electronic Order Book	Off-Electronic Order Book	Electronic Order Book	Off-Electronic Order Book
Turnover (EUR m)	984,343	33,846	47,320	8,653	1,110	40,924	39,042	7,789	3,260
Trades	70,366,951	43,107	27,935	440,734	5,347	2,156,978	151,240	334,190	7,742
Market capitalisation (EUR m)	2,692,121			-		-		15,928	
Total listings	516			61,382		1,805		482	
New listings	28			116,447		254		0	
Investment flows (EUR m)	10,683								

	FIXED INCOME		Notional turnover (EUR m) Contracts traded
	Electronic Order Book	Off-Electronic Order Book	
Turnover (EUR m)	116,774	5,080,087	
Trades	257,401	587,468	
Listings	4,742		
New listings	n/a		
Money raised (EUR m)	376,763		

DERIVATIVES			
Stock/Index Options and Futures	Bond Options and Futures	Commodity Derivatives	Foreign Exchange Derivatives
530,945	//	//	73
28,589,086	//	//	7,756

FINANCIAL FIGURES 2024



Footnotes:

Financial figures are in compliance with IFRS.

The "Other" revenue category includes banking services.

SIX acquired BME in mid-2020, therefore this report only includes financial figures from 2021 (first year with full 12 months of combined business in Switzerland and Spain).

Vienna Stock Exchange

Name	Wiener Börse AG	Type	Joint-stock company
Address	Wallnerstraße 8	Listing venue	For profit
Phone	+43153165116		Not listed
Fax		Sectors	Equity markets
Email	raphael.proksch@wienerboerse.at		Fixed income markets
Website	www.wienerboerse.at		IT infrastructure and software
Year established	1771		
Year of current legal status	1997		
Country of incorporation	Austria	Number of employees	89
Country of markets managed	Austria		

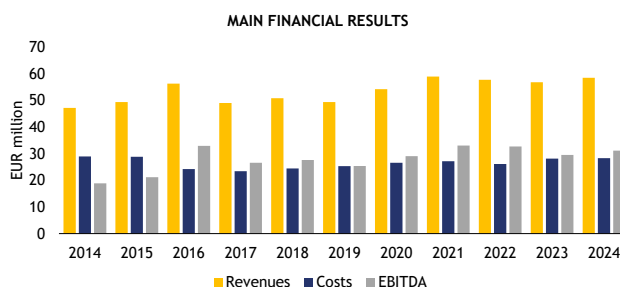
TRADING FIGURES 2024

	EQUITY			SECURITISED DERIVATIVES		ETFs		INVESTMENT FUNDS	
	Electronic Order Book	Off-Electronic Order Book	Reporting Transactions	Electronic Order Book	Off-Electronic Order Book	Electronic Order Book	Off-Electronic Order Book	Electronic Order Book	Off-Electronic Order Book
Turnover (EUR m)	32,046	//	//	409	//	47	//	0	//
Trades	3,656,152	//	//	24,219	//	2,836	//	0	//
Market capitalisation (EUR m)		125,975		-		-		n/a	
Total listings	872			8,503		137		1	
New listings	39			5,843		0		0	
Investment flows (EUR m)	0								

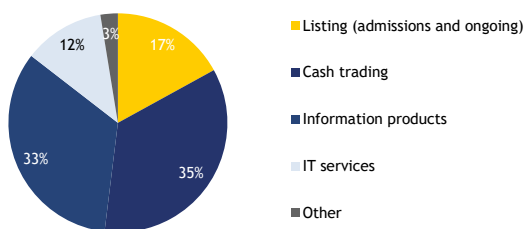
	FIXED INCOME		Notional Turnover (EUR m) Contracts Traded	DERIVATIVES			
	Electronic Order Book	Off-Electronic Order Book		Stock/Index Options and Futures	Bond Options and Futures	Commodity Derivatives	Foreign Exchange Derivatives
Turnover (EUR m)	245	//		//	//	//	//
Trades	10,697	//		//	//	//	//
Total listings	19,656						
New listings	13,452						
Money raised (EUR m)	179,728						

FINANCIAL FIGURES 2024

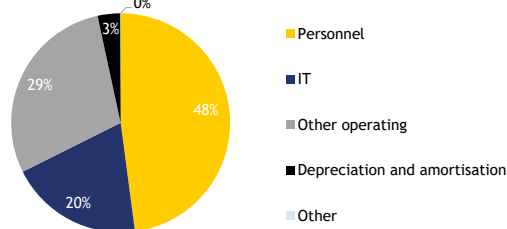
	Main financial results (EUR m)
Revenues	58.4
Costs	28.3
EBITDA	31.1
EBIT	30.1
Net income	46.4



REVENUES BREAKDOWN



COSTS BREAKDOWN



Footnotes:
Financial figures are in compliance with Local GAAP.

Warsaw Stock Exchange

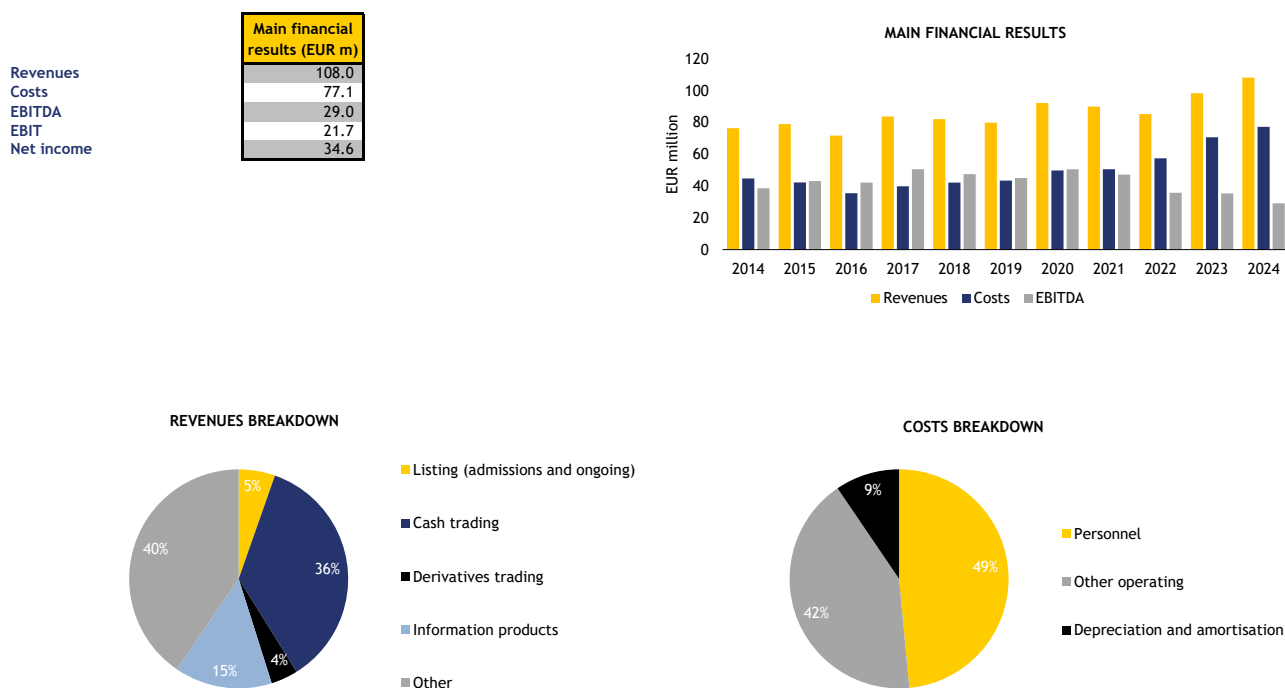
Name	Warsaw Stock Exchange	Type	Joint-stock company For profit
Address	Książęca 4, 00-498 Warszawa	Listing venue	Warsaw Stock Exchange
Phone	48226283232		
Fax	48226281754	Sectors	Equity markets Derivatives markets Fixed income markets CCPs CSDs IT infrastructure and software Other
Email	gpw@gpw.pl		
Website	www.gpw.pl		
Year established	1991		
Year of current legal status	1991		
Country of incorporation	Poland	Number of employees	583
Country of markets managed	Poland		

TRADING FIGURES 2024

	EQUITY			SECURITISED DERIVATIVES		ETFs		INVESTMENT FUNDS	
	Electronic Order Book	Off-Electronic Order Book	Reporting Transactions	Electronic Order Book	Off-Electronic Order Book	Electronic Order Book	Off-Electronic Order Book	Electronic Order Book	Off-Electronic Order Book
Turnover (EUR m)	77,378	3,751	n/a	622	0	343	0	10	0
Trades	40,005,908	1,304	n/a	287,594	0	264,545	0	3,043	0
Market capitalisation (EUR m)	189,064			-		-		392	
Total listings	801			3,351		13		27	
New listings	22			2,847		2		2	
Investment flows (EUR m)	2,373								

	FIXED INCOME		Notional turnover (EUR m) Contracts traded	DERIVATIVES			
	Electronic Order Book	Off-Electronic Order Book		Stock/Index Options and Futures	Bond Options and Futures	Commodity Derivatives	Foreign Exchange Derivatives
Turnover (EUR m)	1,383	155		93,122	n/a	//	3,585
Trades	152,654	93		9,769,095	n/a	//	3,808,830
Total listings	742						
New listings	228						
Money raised (EUR m)	n/a						

FINANCIAL FIGURES 2024



Footnotes:
Financial figures are in compliance with IAS/IFRS.

Zagreb Stock Exchange

Name	Zagreb Stock Exchange	Type	Joint-stock company For profit
Address	Ivana Lučića 22a, 10 000 Zagreb	Listing venue	Zagreb Stock Exchange
Phone	38514686800		
Fax	38514677680	Sectors	Equity markets Fixed income markets IT infrastructure and software
Email	pitanja@zse.hr		
Website	www.zse.hr		
Year established	1991		
Year of current legal status	1991		
Country of incorporation	Croatia		
Country of markets managed	Croatia, Slovenia	Number of employees	36

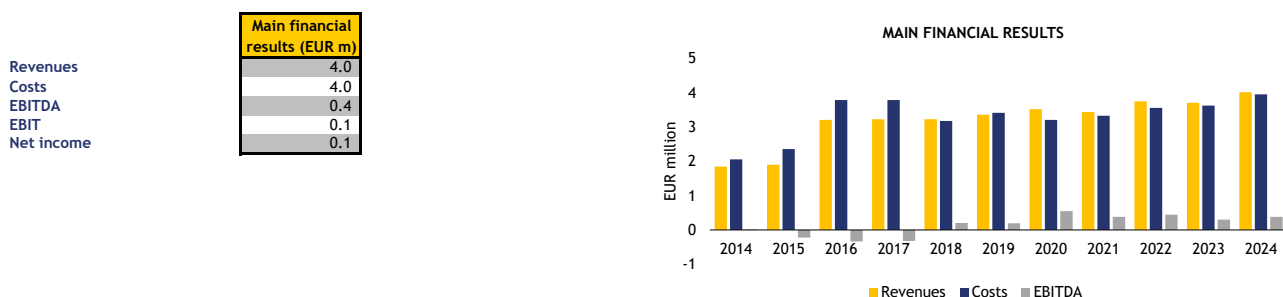
TRADING FIGURES 2024

	EQUITY			SECURITISED DERIVATIVES		ETFs		INVESTMENT FUNDS	
	Electronic Order Book	Off-Electronic Order Book	Reporting Transactions	Electronic Order Book	Off-Electronic Order Book	Electronic Order Book	Off-Electronic Order Book	Electronic Order Book	Off-Electronic Order Book
Turnover (EUR m)	295	91	0	//	//	26	0	//	//
Trades	72,955	122	0	//	//	2,447	0	//	//
Market capitalisation (EUR m)	29,013			-		-		//	
Total listings	77			//		5		//	
New listings	0			//		18		//	
Investment flows (EUR m)	0								

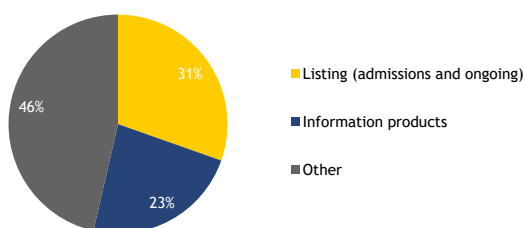
	FIXED INCOME		
	Electronic Order Book	Off-Electronic Order Book	
Turnover (EUR m)	34	14	Notional turnover (EUR m) Contracts traded
Trades	705	3	
Total listings	39		
New listings	11		
Money raised (EUR m)	0		

DERIVATIVES			
Stock/Index Options and Futures	Bond Options and Futures	Commodity Derivatives	Foreign Exchange Derivatives
//	//	//	//
//	//	//	//

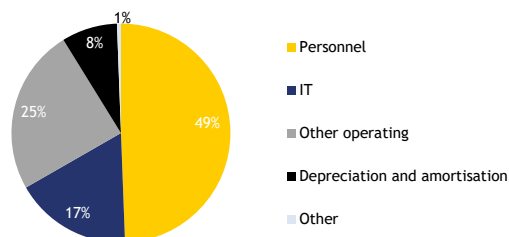
FINANCIAL FIGURES 2024



REVENUES BREAKDOWN




COSTS BREAKDOWN



Footnotes:
Financial figures are in compliance with IFRS.

AFFILIATE MEMBER



Tel Aviv Stock Exchange

Name	Tel Aviv Stock Exchange	Type	Public sector entity For profit
Address	2 Ahuzat Bayit st., Tel Aviv.	Listing venue	Tel Aviv Stock Exchange
Phone	972-76-8160651		
Fax	972-3-5661498		
Email	nissan@tase.co.il	Sectors	Equity markets Derivatives markets Fixed income markets CCPs CSDs IT infrastructure and software Other
Website	www.tase.co.il		
Year established	1953		
Year of current legal status	1953		
Country of incorporation	Israel	Number of employees	275
Country of markets managed	Israel		

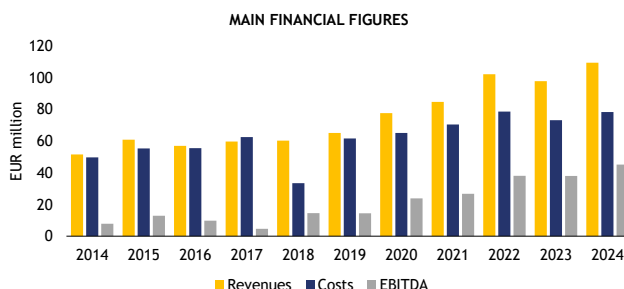
TRADING FIGURES 2024

	EQUITY			SECURITISED DERIVATIVES		ETFs		INVESTMENT FUNDS	
	Electronic Order Book	Off-Electronic Order Book	Reporting Transactions	Electronic Order Book	Off-Electronic Order Book	Electronic Order Book	Off-Electronic Order Book	Electronic Order Book	Off-Electronic Order Book
Turnover (EUR m)	94,667	12,774	0	//	//	30,216	4,010	2,526	0
Trades	37,362,418	59,533	0	//	//	2,043,169	391	515,003	2
Market capitalisation (EUR m)		320,998		-	-	-	-	3,726	
Total listings		533		//	//	471		40	
New listings		8		//	//	19		4	
Investment flows (EUR m)		1,316							

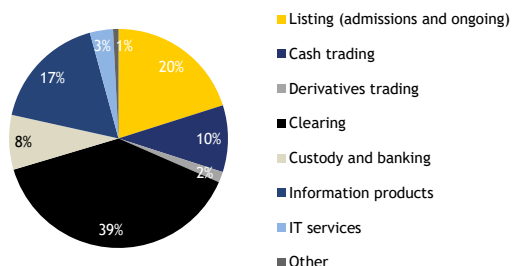
FIXED INCOME			DERIVATIVES			
Electronic Order Book	Off-Electronic Order Book		Stock/Index Options and Futures	Bond Options and Futures	Commodity Derivatives	Foreign Exchange Derivatives
225,294	36,579	Notional turnover (EUR m) Contracts traded	1,027,829	//	//	57,210
15,222,612	8,633		33,197,131	//	//	9,223,284
823						
163						
69,342						

FINANCIAL FIGURES 2024

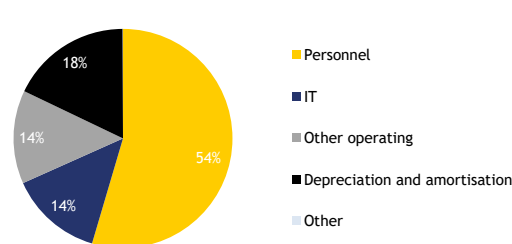
Main financial results (EUR m)	
Revenues	109.4
Costs	78.3
EBITDA	45.1
EBIT	31.1
Net income	25.3



REVENUES BREAKDOWN



COSTS BREAKDOWN



Footnotes:
Financial figures are in compliance with IFRS.



ABOUT FESE

The **Federation of European Securities Exchanges** (FESE) is the unique voice of European exchanges, advocating for fair, transparent and efficient capital markets to support growth and prosperity in Europe. We are committed to financing the economy, ensuring financial stability, and fostering sustainable development.

FESE represents 17 full Members and 1 affiliate Member from 32 countries. Exchanges operate both transparent regulated markets for securities and exchange-traded derivatives, and specialised SME growth markets that allow small and medium-sized companies to access public capital markets.



Federation of European Securities Exchanges

Rue Montoyer 25, 1000 Brussels | +(32) 2 551 01 80 | www.fese.eu | info@fese.eu